




# RisCura China Equity Fund

## Fund overview

28.02.2025

The Fund is a multi-manager solution that aims to maximise capital growth by investing directly or indirectly into Chinese equities and equity-related securities. The Fund seeks to outperform its benchmark over rolling 3-year periods. This exposure is gained primarily through investment into collective investment schemes. RisCura aims to select managers and create a combined portfolio that can deliver consistent outperformance in most market environments. The Fund has exposure to managers based in mainland China as well as offshore. It is suitable for investors with a long investment horizon who are seeking significant long-term real returns but who can tolerate volatility in the interim.

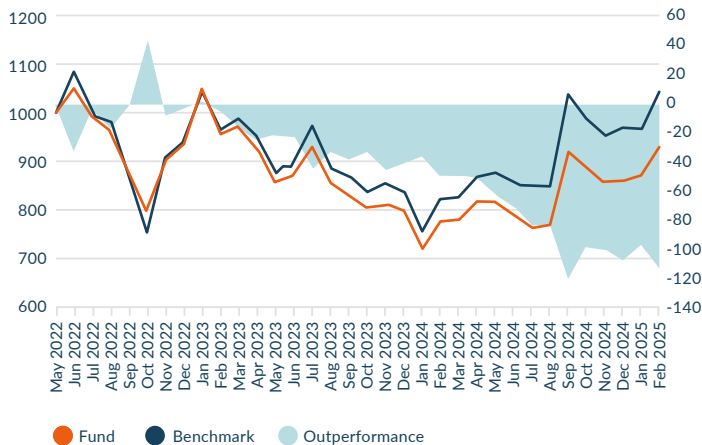
<p><b>Investment Manager:</b> RisCura Invest (Pty) Ltd</p> <p><b>Portfolio Manager:</b> Andrew van Biljon</p>	 <p><b>MULTI-MANAGER IMPLEMENTATION</b></p> <ul style="list-style-type: none"> <li><input checked="" type="checkbox"/> CHINA A</li> <li><input checked="" type="checkbox"/> ALL CHINA</li> </ul>	 <p><b>UCITS FUND</b></p>	 <p><b>REGULATED BY THE CENTRAL BANK OF IRELAND</b></p>	<p><b>\$12m</b> FUND SIZE</p>
---	---	--	---	-------------------------------

## Realised performance (%)

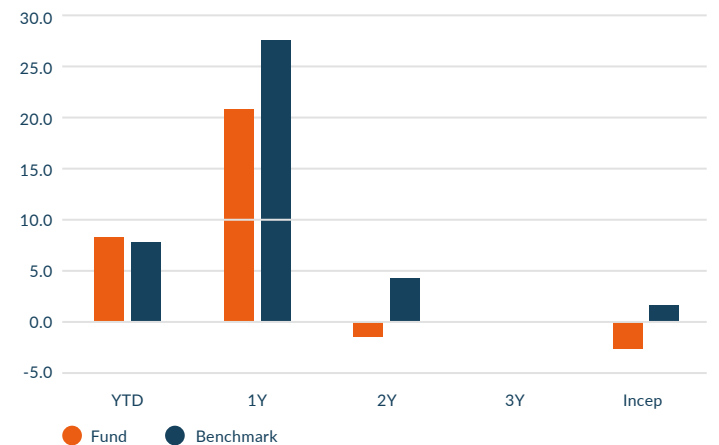
	YTD	1Y	2Y	3Y	Incep	BM Incep	High 12M	Low 12M	Volatility	Active Risk	Information Ratio
<b>Class A</b>	8.1	20.2	-1.9		-3.0	1.7	21.3	-32.1	24.9	6.7	-0.9
<b>Class B</b>	8.2	20.7	-1.5		-2.7	1.7	21.7	-31.9	24.9	6.7	-0.8
<b>Class C</b>	8.2	20.7	-1.6		-2.7	1.6	21.8	-32.0	24.4	7.3	-0.7
<b>Benchmark</b>	7.7	27.5	4.1				28.8	-28.3	29.1		

## Risk

## Illustrative performance

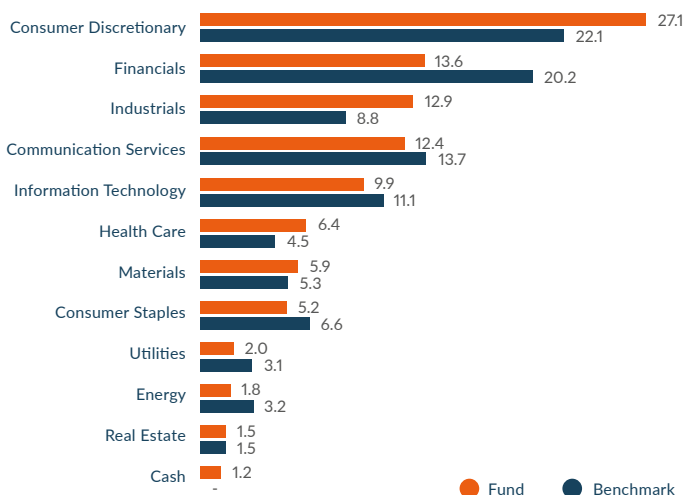


## Annualised performance (%)

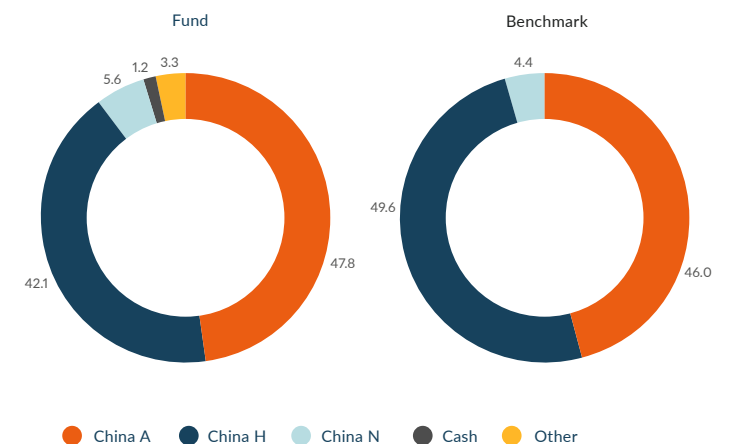


All performance figures are net of fees. YTD = year to date; Y = year(s); Incep = since inception; High 12M = highest 12 month period; Low 12M = lowest 12 month period. Figures for periods greater than 1 year are annualised. Active risk calculated relative to benchmark. Information ratio relative to benchmark and annualised. Illustrative performance calculated by taking the returns of Class C which has the longest realised track record and including actual initial fees and all ongoing fees and expenses for the amount shown and income is reinvested on the reinvestment date. Past performance is not a reliable guide to future returns.

## Sector allocation/industry exposure (%)



## Asset allocation/country of listing (%)



China A = Chinese equities listed on mainland China exchanges; China H = Chinese equities listed in Hong Kong; China N = Chinese equities listed outside China (e.g. in the USA).

Source: RisCura, MSCI, RisCura calculations. Exposures are lagged by one month.

## Fund features

Fund type	UCITS	ISINs	Class A: IE00051HOUC3
Domicile	Ireland		Class B: IE0004TLTCZ0
Fund currency	USD		Class C: IE000ID0AE43
Benchmark	MSCI China All Shares Index	Minimum investment	Class A: USD 2,500
Administrator	Prescient Fund Services, Ireland		Class B: USD 1m
Depository	Northern Trust		Class C: USD 5m
Custodian	Northern Trust	Price per unit	Class A: 91.03
Auditor	Ernst & Young Inc.		Class B: 91.89
Inception date	01 June 2022		Class C: 92.76
Subscription and redemption	Daily	Units in issue	Class A: 25.00
Distributions	Accumulation only		Class B: 25.00
Available classes	A, B, C		Class C: 97 339.49

## Monthly returns (%)

	Jan	Feb	Mar	Apr	May	Jun	Jul	Aug	Sep	Oct	Nov	Dec	YTD	
Class A	2025	1.1	7.0										8.1	
	2024	-9.9	7.9	0.5	4.9	-0.1	-3.6	-3.0	0.2	20.6	-3.5	-3.8	0.6	8.1
	2023	11.6	-8.5	1.4	-4.8	-7.8	1.8	6.7	-7.9	-3.3	-3.3	0.7	-1.7	-15.9
Class B	2025	1.1	7.0										8.2	
	2024	-9.9	7.9	0.5	4.9	0.0	-3.6	-3.0	0.2	20.7	-3.5	-3.7	0.7	8.5
	2023	11.7	-8.5	1.4	-4.8	-7.8	1.8	6.8	-7.8	-3.2	-3.3	0.7	-1.7	-15.6
Class C	2025	1.1	7.0										8.2	
	2024	-9.9	7.9	0.5	4.9	0.0	-3.6	-3.0	0.2	20.7	-3.5	-3.7	0.7	8.5
	2023	11.7	-8.6	1.3	-4.8	-7.8	1.8	6.8	-7.9	-3.2	-3.3	0.7	-1.7	-15.7

## Top 10 underlying holdings (%)

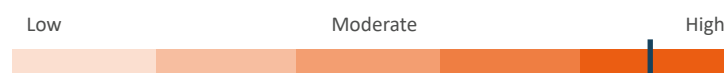
	Fund	Benchmark
Tencent Holdings Ltd	8.0	9.9
Alibaba Group Holding Ltd	3.2	5.4
Meituan Dianping	3.1	2.8
China Merchants Bank Co Ltd	2.5	2.3
Trip.com Group Ltd	2.0	1.3
Contemporary Amperex Technology Co Ltd	2.0	1.4
Pop Mart International Group Ltd	1.9	0.2
JD.COM	1.8	1.5
Petrochina Co Ltd	1.7	0.7
Ping An Insurance (Group) Co of China Ltd	1.5	1.8

Source: RisCura, MSCI, RisCura calculations. Exposures are lagged by one month.

## Top 5 manager allocations (%)

	Target Allocation Range
Global value	5-15
Quantitative	10-20
Growth at reasonable price specialist	10-20
Local mid-cap	5-15
Global core, China offshore	10-20

## Risk



**High Risk:** This portfolio has a very high exposure to equities and therefore tends to carry higher volatility. Expected potential long-term returns are high, but the risk of potential capital losses is high as well, especially over shorter periods. In addition, the portfolio is denominated in US Dollars which means it is exposed to currency risk. The Fund is suitable for long term investment horizons.

## Information disclosure

The portfolio has adhered to its policy objective and there were no material changes to the composition of the Fund portfolio during the quarter.

## Fees and expenses (% per annum)

	Class A	Class B	Class C
<b>PAYABLE BY INVESTORS</b>			
Subscription fee / Initial fee	0.00	0.00	0.00
Redemption fee	0.00	0.00	0.00
<b>FUND FEES</b>			
Management fees	0.75	0.40	0.25
Administration expense	0.15	0.15	0.15
Other expenses	0.00	0.00	0.00
<b>Total expense ratio (TER)</b>	<b>0.90</b>	<b>0.55</b>	<b>0.40</b>
Transaction cost	0.00	0.00	0.00
<b>Total investment cost</b>	<b>0.90</b>	<b>0.55</b>	<b>0.40</b>
Performance fee	10% on outperformance of the benchmark	10% on outperformance of the benchmark	None

The Fund's Total Expense Ratio (TER) reflects the percentage of the average Net Asset Value (NAV) of the portfolio that was incurred as charges, levies and fees related to the management of the portfolio. TER is a historic measure of the impact the deduction of management and operating costs has on a fund's value. A higher TER does not necessarily imply a poor return, nor does a low TER imply a good return. The current TER, which includes the annual service fee, may not necessarily be an accurate indication of future TERs. Transaction Costs (TC) is the percentage of the value of the Fund incurred as costs relating to the buying and selling of the Fund's underlying assets. Transaction costs are a necessary cost in administering the Fund and impacts Fund returns. They should not be considered in isolation as returns may be impacted by many other factors over time including market returns, the type of Fund, investment decisions of the investment manager and the TER. Cost ratios are calculated using historical actual and/or estimated data and are provided solely as an indication/guide as to the annual expenses/costs that could be incurred. These ratios do not represent any current/actual charges or fees. The above expense table refers only to fees, charges and expenses payable directly by the Fund. They do not include fees, charges and expenses payable to underlying Funds, their managers or service providers. The Total Expense Ratio and Transaction Costs cannot be determined accurately because of the short life span of the Fund. The TER will be available after one year.

## Glossary

<b>Annualised performance</b>	Shows longer term performance rescaled to a one-year period. Annualised performance is the average return per one year over the period. Actual annual figures are available to the investor on request.
<b>Fund of funds</b>	Is a portfolio that invests in portfolios of collective investment schemes, which levy their own charges, which could result in a higher fee structure for these portfolios.
<b>Highest &amp; lowest return</b>	The highest and lowest rolling twelve-month performance of the portfolio since inception.
<b>Net asset value (NAV)</b>	Means net asset value, which is the total market value of all assets in a portfolio including any income accruals and less and deductible expenses such as audit fees, brokerage and service fees.

## Service providers

<b>The Investment Manager</b>	RisCura Invest (Pty) Ltd. 5th Floor, Montclare Place, cnr Campground & Main Rd Claremont, Cape Town. +27 21 673 6999. info@riscura.com www.riscura.com
<b>Management Company</b>	Prescient Fund Services Ireland. 35 Merrion Square East, Dublin 2, D02 KH30, Ireland. +353 1 676 6959. info@prescient.ie www.prescient.ie
<b>Representative Office</b>	Prescient Management Company (RF) (Pty) Ltd. Prescient House, Westlake Business Park, Otto Close, Westlake, 7945. +27 800 111 899. info@prescient.co.za www.prescient.co.za
<b>The Depository</b>	Northern Trust Fiduciary Services (Ireland) Limited. Georges Court, 54 - 62 Townsend Street, Dublin 2, Ireland. +353 1 542 2000 www.northerntrust.com

## Contact details

For any additional information such as fund prices, fees, brochures, minimum disclosure documents and application forms please see contacts below.	
<b>In South Africa</b>	Elizabeth Hollyhoke: ehollyhoke@riscura.com
<b>Outside South Africa</b>	Lars Hagenbuch: lhagenbuch@uk.riscura.com

## Regulatory information and risk warning

The RisCura China Equity Fund ("the Fund") is a sub-fund of Prescient Global Funds ICAV (PGF), an open-ended umbrella type Irish collective asset management vehicle with segregated liability between sub-funds incorporated in Ireland and authorised by the Central Bank of Ireland as an undertaking for collective investment in transferable securities or UCITS. Authorisation of the Fund by the Central Bank of Ireland is not an endorsement or guarantee nor is the Central Bank of Ireland responsible for the contents of the prospectus. Authorisation by the Central Bank of Ireland shall not constitute any warranty as to the performance of the Fund and the Central Bank of Ireland shall not be liable for the performance or default of the Fund.

Shares in the Fund cannot be offered in any jurisdiction in which such offer is not authorised or registered.

The investments of the Fund are subject to market fluctuations and the risks inherent in all investments and there can be no assurance that an investment will retain its value or that appreciation will occur. The price of shares and the income from shares (if any) can go down as well as up and investors may not realize the value of their initial investment. Accordingly, an investment in the Fund should be viewed as a medium to long-term investment. Prospective investors should seek appropriate professional advice before making an investment.

Copies of the prospectus are available from the Investment Manager.

Prescient Fund Services (Ireland) Limited is the Manager of the PGF and Northern Trust Fiduciary Services (Ireland) Limited has been appointed as depository and custodian. RisCura Invest (Pty) Ltd is the investment manager and distributor of the Fund. RisCura Invest (Pty) Ltd is a South African authorised financial services provider. RisCura Invest (Pty) Ltd has appointed RisCura Solutions (UK) Ltd as a distributor of the Fund in the United Kingdom. RisCura Solutions (UK) Ltd is an appointed representative of Exception Capital LLP, a firm authorised and regulated by the Financial Conduct Authority (FCA).

### For investors in South Africa

The Fund is considered a foreign Collective Investment Scheme in Securities (CIS). A CIS should be considered as a medium to long-term investment. The value may go up as well as down and past performance is not a guide to future performance. There is no guarantee in respect of capital or returns in a portfolio.

CIS prices are calculated on a net asset basis, which is the total value of all assets in the portfolio including any income accruals less any permissible deductions (such as brokerage, administration charges, directors' fees, auditor's fees, bank charges, trustee and custodian fees and the annual management fee) from the portfolio divided by the number of participatory interests (units) in issue. Forward pricing is used. A CIS is traded at the ruling price. A CIS can engage in scrip lending and borrowing and may borrow up to 10% of the market value of its portfolio to bridge insufficient liquidity. A schedule of fees, charges and maximum commissions is available on request from the Investment Manager. A CIS may be closed to new investors in order for it to be managed more efficiently in accordance with its mandate. Where foreign securities are included in a portfolio there may be constraints on liquidity and the repatriation of funds, macroeconomic risks, political risks, foreign exchange risks, tax risks, settlement risks; and potential limitations on the availability of market information.

The investor acknowledges the inherent risk associated with the selected investments and that there are no guarantees. Please note that all subscription or redemption notices must be received by Prescient Fund Services (Ireland) Limited on or before 10:00 GMT on the Business Day that is 1 Business Day prior to the relevant Subscription or Redemption Date, to be transacted at the net asset value price for that Subscription or Redemption Date.

Performance has been calculated using net NAV to NAV numbers with income reinvested in accordance with the terms of the Prospectus of the Fund. The performance for each period shown reflects the return for investors who have been fully invested for that period. Individual investor performance may differ as a result of initial fees, the actual investment date, the date of reinvestments and dividend withholding tax. Full performance calculations are available from the manager on request.

This document constitutes a Minimum Disclosure Document and General Investor Report. Issue date: 25 March 2025

### For investors in the United Kingdom

In the United Kingdom, this document constitutes a financial promotion for the purposes of section 21 of the Financial Services and Markets Act 2000 ('FSMA') and accordingly, its distribution in the United Kingdom is restricted. Accordingly, this document is only directed at persons who are Investment Professionals as such term is defined in Article 19 of the Financial Services and Markets Act 2000 (Financial Promotions) Order 2005. If you are not an Investment Professional you should not seek to rely upon it.

### For all investors

This document is only being made available to, and the investments (including in relation to the Fund), products and services referred to herein are only available to, such persons and in such jurisdictions and in such manner as is compliant with applicable laws and regulations (including, without limitation, relevant laws and regulations relating to the promotion, offering and provision of such investments, products and services). The information herein should not be relied or acted on by any other person or in any other circumstances.

This document has been provided specifically for the use of the intended recipient only and must be treated as proprietary and confidential. It may not be passed on, nor reproduced in any form, in whole or in part, under any circumstances without express prior written consent from RisCura. Without limitation to the foregoing, any text and statistical data or any portion thereof contained in this document may not be permanently stored in a computer, published, rewritten for broadcast or publication or redistributed in any medium, except with the express prior written permission of RisCura.

This document is not intended to constitute, nor should it be construed as, investment advice. RisCura gives no representations, warranties or undertakings that any indicative performance or return will be achieved in the future or that the investment objectives and policies from time to time of the Funds will be met. Past performance is no guarantee and is not indicative of future results. Potential investors in any investments, products or services referred to in this document or to which this document relates should seek their own independent financial, legal and taxation advice. Any offer to invest in a Fund may only be made on the basis of the relevant approved prospectus or offering memorandum relating to that Fund, which must be received and reviewed prior to any investment decision and which may contain information which is different from the information and opinions contained in this document. This document is not intended to provide a sufficient basis on which to make any investment decision.

The RisCura China Equity Fund has been approved under section 65 of the Collective Investment Schemes Control Act.

This document is for information purposes only and does not constitute or form part of any offer to issue or sell, or any solicitation of any offer to subscribe to or purchase any particular investments products or services mentioned herein, nor shall it, or the fact of its distribution or communication, form the basis of, or be relied on in connection with any contract. Opinions expressed in this document may be changed without notice at any time after publication. We therefore disclaim any liability for any loss, liability, damage (whether direct or consequential) or expense of any nature whatsoever that may be suffered as a result of, or which may be attributable directly or indirectly to, the use of or reliance upon the information.